



The Vineyard Condominium Association

OCTOBER 2022 NEWSLETTER

Trick-or-Treating Guidelines

We look forward to a wonderful night of trick-or-treating in our community this evening, **Monday, October 31st**. Please use the follow guidelines for trick-or-treating within the community:

1. Please turn on your front porch light if you would like trick-or-treaters to visit your home. Keep your front porch light off if you are not participating.
2. Please be aware of trick-or-treaters as you drive through the neighborhood.
3. Please make sure you are visible to drivers.
Flashlights are a good idea for this purpose or reflective clothing.
4. Parents, please supervise your children and ensure

that they stay safe. Always check your children's candy at the end of the evening to confirm that it is safe for them to enjoy.

5. Please try to limit your trick-or-treating between the hours of 6-9 PM. Since Halloween is on Monday night, we all need to get up as usual on Tuesday morning for school and work.
6. Have fun and happy trick-or-treating!



Please direct all concerns to the management company. For ARB requests, please go to the Association's website, www.thevineyardcondos.com. Click on "Resident Services" then "Online Forms." Fill out and submit the form prior to making any exterior modifications to your home.

COMMUNITY MANAGER

William Carey Webb, LCAM
info@dwdpm.com
 407.251.2200 phone
 800.759.1820 fax
 DWD Professional Management, LLC
 9419 Tradeport Drive
 Orlando, FL 32827

Board of Directors

President: Edna Gomez
Vice President: Kelly Narine
Secretary/Treasurer: Montean Dean

Budget Meeting - New Date - Thursday, November 10th

Please be advised that the new date for the budget meeting is Thursday, November 10th at 6:30 PM. The meeting was rescheduled due to Hurricane Ian. The meeting will be held via Zoom videoconference. If you would like to attend, please use the following link:

<https://uso2web.zoom.us/j/87843165387?pwd=RkRjUxzc2tZUE9hVW1yRXRFNFY3UT09>

Meeting ID: 878 4316 5387
Passcode: 314387

Dogs Must Be Leashed

Per the Community's governing documents, animals are not allowed to roam free at any time. There are several dogs and cats that have been observed running freely throughout the community. Please be aware that this is also not allowed per Orange County Ordinances.

Please keep your pets on a leash while walking them through the neighborhood. If you see a pet in the community without a leash, please contact Animal Control at 407-892-5292. Thank you.

DWD Upcoming Holiday Hours

Please be advised that the offices for DWD Professional Management will be closed on

Thursday, November 24, 2022 and Friday, November 25, 2022 in observance of the Thanksgiving holiday.



New Towing Company

Please be advised that the Board has contracted with a new towing company for the community. The towing company is **BJ's Towing Service, Inc.** Please see their address and contact information below:

BJ's Towing Service Inc.
670 E. Mason Avenue
Apopka, FL 32703
Phone: 407-886-0568
Email: bjstowing@centurylink.net

Please ensure that you park your vehicles in your assigned parking spaces, and that you are not illegally parked. If you have any questions or concerns, please feel free to contact the management office.

Tax Information

The accounting firm, Cole & Associates, recently completed the Association's taxes for 2021, and a copy is available for your review. The Statement of Cash Flow for 2021 is also available at this time. If you would like to review these documents, please contact our management office by phone at 407-251-2200 or by

email at info@dwdpm.com to make your request.

Hurricane Season

Hurricane season began Wednesday, June 1st and will continue through the end of November. The National Oceanic and Atmospheric Administration is predicting an above normal hurricane season this year with between 14 to 20 named storms (winds 39 mph or higher) of which 6-10 may become hurricanes (winds 74 mph or higher). Therefore, please take the time now to prepare your home and your family for hurricane season. Please see the pages below for additional information about hurricane preparedness provided by HIG Insurance. The Florida Attorney General also issued a hurricane guide for all Florida residents. Please use the link below to access this information:

[Hurricane Preparedness Guide](#)



No Parking on Grass/Common Areas

Please be advised that **no parking is permitted on the grass or common area within the community** unless it is within a designated parking space or area. If you park in areas not designated for parking, you may cause

damage to the common area including the underground septic tanks and drain fields. Any damage caused to the common area will be at the owner's expense. Therefore, the Board asks for your cooperation in this matter.

Please Drive Safely

It has been observed that some of the residents and visitors are driving way too fast in the community. The posted speed limit in the community is **10 miles per hour**. Anyone caught speeding may receive violation letters for these activities. Therefore, please drive with caution using the appropriate speed throughout the community for your safety and the safety of your neighbors. Thank you for your cooperation and understanding concerning this matter.

Architectural Review Change Procedures

It has come to our attention that some homeowners are not familiar with the steps of the Architectural Review process. That is quite understandable. We would like to take this opportunity to help anyone in our community better understand this process.

If you would like to make any changes to the exterior of the unit, including landscaping changes (i.e., adding landscape edging or potted plants), or if you intend to make any structural changes to your property (i.e., screen enclosures or door/window replacements), then you will need to fill out the

Architectural Review Board (ARB) application. An application must be completed and approved by the Board of Directors before any project may begin.

*****Please be advised that the exterior of the unit, including landscaping, belongs to and is maintained by the Association. Therefore, you may NOT remove or add items to this area without Board approval.**

These applications will always be available on your community's website and they are included in this monthly newsletter (please see below). Please follow the instructions on the form and submit all of the required documents for your requested change. When you are submitting an application to the ARB remember to include the following:

1. Two (2) copies of the property survey that show the location of the proposed change, alteration, renovation or addition.
2. Two (2) drawings of your plan(s).
3. Two (2) copies of color samples, if applicable.

Please note that applications submitted without two (2) copies of the survey, drawing, or color sample will be considered incomplete. If an application is incomplete, it will not be processed and will be returned to you.

If you have any questions, please call us at 407-251-2200, and we

will be happy to assist you. Also note that management does NOT approve or deny any of these requests. We collect the applications and then submit them to the Board of Directors. Per Florida Statutes, this process may take up to 30 days.

As soon as the Board makes a decision, we will mail you a letter of approval or denial. Please make sure you do not proceed with any improvements until you receive your letter of approval. I hope this helps everyone understand the Architectural Review process a little better. If this still leaves you with any questions, please feel free to contact our office.

Vendors on Property

The Board would like to remind residents that vendors who perform work on the property report directly to the Board of Directors. Therefore, please do not interact with any vendors hired by the Board while they are completing their work within the community. If you have a concern or question about a vendor, please contact the management office. Do not approach vendors for any reason or request that they complete additional tasks. The vendors work for the Association and the Board has hired them to complete specific tasks. They may not work outside of their contract or be given additional instructions unless authorized by the Board. Thank you for your cooperation with this matter.

Dumpster Information

Please be advised that the dumpster is only for the use of owners and their tenants.

Furthermore, the dumpster is there for the disposal of normal household waste. **The dumpster may not be used for the disposal of construction materials such as mattresses, cabinets, tile, or paint. It is also not for the dumping of furniture of any kind.**

It has come to the Board's attention that residents are using the dumpster for these types of materials and this is strictly prohibited. If you see anyone dumping these types of materials, please contact the management office immediately.

Anyone found using the dumpster for prohibited material will be charged for the cost of removing and transporting the material to the County dump.

In addition, please be advised that when residents overflow the dumpster, the garbage trucks cannot dispose of the waste and it costs the Association additional dumping fees. We are asking for everyone's assistance in keeping the community clean and dumping garbage appropriately.

Finally, the Board is considering placing a combination lock on the dumpster gate in order to keep non-residents from using the dumpster. We will keep you posted regarding this issue. Thank you for your cooperation.

Monthly AC Filter and Septic Tank Maintenance Reminder

Please note that per your community's governing documents, the air conditioning units and the septic tanks are the property of the unit owner. This means the maintenance of the AC units and the septic tanks are the responsibility of the owner, not the Association.

AC Maintenance: Please remember to change the AC filter monthly. If the filter is not replaced, this may cause the unit to freeze. Also, the drain pan and drain line must be inspected on a monthly basis as well. Mold and algae will grow in the drain lines, eventually clogging these lines. This will cause the condensation water to overflow the drain pan and spill onto the floor of your unit.

In order to prevent this problem, it is recommended that you pour 2 (two) ounces of household bleach or 2-4 (two to four) ounces of white vinegar down the drain line every month as you change the filter. This will ensure uninterrupted usage of your AC unit, and help prevent costly damages to your home or your neighbor's home.

Septic Tank Maintenance: Also, please treat your septic system monthly with Rid-X. In addition, you should also have the septic tank inspected every three years and pumped when needed.

Owner Access Platform

Please be advised that you may utilize an online owner access portal where you may login to manage your account and access community documents. With your Internet-enabled device, you are able to view your current account balance, check your payment history, view your open records and more!

To ensure your privacy, only homeowners whose email address is on file have already received a registration email. **If you have not already provided your email, please email your information to info@dwdpm.com** and include your community's name, address within the community, and the email address you want on file. This extra step is designed for the safety of your personal information because it allows us to verify each homeowner. Once your email address has been opted into the system, you will receive an email to register. For security purposes, a return email will be sent to confirm you are the owner of that email account.

If you received the registration email but the time has expired and you are in need of a new registration email, please contact our office by email at info@dwdpm.com with your request. Please make sure to include the email address you want us to use and we process a new registration email for you.

Please check your SPAM folder as it may be filtered automatically. After you click the link in the confirmation email you can create your password and your account will be registered. You will then be able to log into your account using your email address and the password you created when you registered. Please make sure to use Google Chrome which is the preferred web browser for the platform.



We encourage everyone to utilize the new on-line access platform at <https://owner.topssoft.com/DWD/ProfessionalManagement/Account/Login> in order to review your account balance and obtain information. Please let us know if have not received your invitation to join the platform, and we will help you set-up your account.

Secure Your Valuables

Please ensure your cars are locked at night, and that all valuables that do not need to be in your car are removed on a nightly basis. If you notice anyone suspicious within the community, please call the Orange County Sheriff's Department at 407-836-4357.

The Sheriff's Department is the only organization charged with the protection of your property, and they are the only organization with the authority to approach and stop these people and their activities.

Community Services Phone Numbers

Emergency

Fire, Police, Medical Emergency	911
------------------------------------	-----

Law Enforcement

Orange County Sheriff's Dept. (Non-Emergency)	407-836-4357
--	--------------

Utilities

Orange County Utilities	407-836-5515
-------------------------	--------------

Chamber of Commerce

Orlando Chamber of Commerce	407-425-1234
--------------------------------	--------------

Miscellaneous

Orange County Public Schools	407-317-3200
Orange County Office of Emergency Management	407-836-9140
Orange County Health Department	407-858-1400
Florida Poison Information Center	800-222-1222
Orange County Public Library	407-836-7390
Social Security Administration	800-772-1213
Orange County Voters' Registration Office	407-836-2070
Orange County Animal Services	407-836-3111

THE VINEYARD CONDOMINIUM ASSOCIATION, INC.
MAIL OR EMAIL FORM TO: 9419 Tradeport Drive, Orlando, FL 32827
PHONE: 407-251-2200 FAX: 800-759-1820 EMAIL: info@dwdpm.com

ARCHITECTURAL REVIEW BOARD (ARB) APPLICATION

Owner Name: _____ Tenant Name: _____

Property Address: _____

Mailing Address: _____

Phone(s) Home: _____ Work _____ E-mail: _____

In Accordance with the Declaration of Covenants, Conditions and Restrictions and the Association's Rule and Regulations, Installation must conform to this approval and the Association's guidelines.

I hereby request consent to make the following changes, alteration, renovations and /or additions to my property.

- () Fence () Swimming Pool () Lawn Ornament () Screen Enclosure () Landscaping
() Patio () Exterior Color () Lawn Replacement () Other _____

Description: _____

Attach two (2) copies of the property survey that shows the locations of the proposed change, alteration, renovation or addition.

Attach two (2) drawings of your plan(s). Attach two (2) color samples, if applicable.

NOTE: Applications submitted by fax or without two (2) copies of the survey, drawing, or color sample will be considered incomplete. If an application is incomplete, it will not be processed and will be returned to you.

I hereby understand and agree to the following conditions.

- 1. No work will begin until written approval is received from the Association. You have 60 days from the approval date to complete the work. If not, then you must reapply for ARB approval.
2. All work will be done expeditiously once commenced and will be done in a professional manner by a licensed contractor or myself.
3. All work will be performed timely and in a manner that will minimize interference and inconvenience to other residents.
4. I assume all liability and will be responsible for any and all damages to other lots and/or common area, which may result from performance of this work.
5. I will be responsible for the conduct of all persons, agents, contractors, subcontractors and employees who are connected with this work.
6. I am responsible for complying with all applicable federal, state and local laws, codes, regulations and requirements in connection with this work. I will obtain any necessary governmental permits and approval for the work.
7. Upon receipt DWD Professional Management, LLC will forward the ARB Application to the Association. A decision by the Association may take up to 30 days. I will be notified in writing when the application is either approved or denied.

ALL HOMEOWNERS ARE RESPONSIBLE FOR FOLLOWING THE RULES AND GUIDELINES OF THEIR ASSOCIATION WHEN MAKING ANY EXTERIOR MODIFICATIONS.

Signature of Owner(s): _____ Date: _____

DO Not Write Below This Line

This Application is hereby: () Approved () Denied

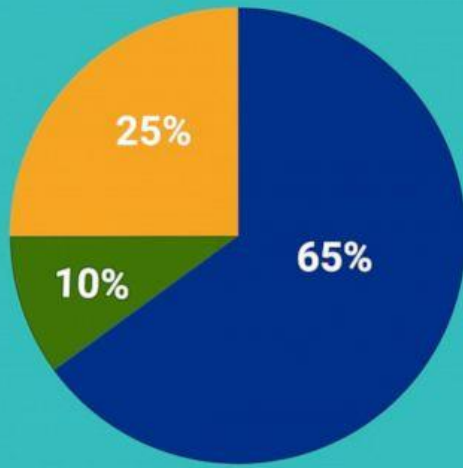
Date: _____ Signature: _____

Comments: _____

Date Received _____ Mailed to Assoc. _____ Mailed to Owner _____



2022 Atlantic Hurricane Season Outlook



■ Above-normal ■ Near-normal ■ Below-normal season

Season probability

Named storms
14-21

Hurricanes
6-10

Major hurricanes
3-6

HURRICANE PREPAREDNESS PLAN



Supply Kit Checklist

Water

- One gallon of drinking water per person per day for at least three to seven days
- One gallon of water for each person per day for cooking and personal hygiene
- Don't forget water for your pets!

Ice

- Freeze water in zip-type freezer bags and two-liter soda jugs
- Fill coolers with ice. Ice can be used to preserve food once the power goes out

Food

- Non-perishable packaged or canned food to last at least three to seven days
- Ready-to-eat canned meats, fruits and vegetables:
 - Canned or boxed juice
 - Canned or boxed milk
 - Cereal
 - Soup
 - Peanut butter and jelly, granola bars, trail mix
 - Instant coffee or tea
 - Dried fruits and nuts
 - Bread, crackers and cookies
 - Raw Vegetables
 - Fresh fruit
 - Special food for babies and the elderly

For The Home

- Cooler for ice and food storage
- Flashlights with extra batteries or hand-crank flashlights
- Battery or solar powered lanterns
- Battery powered NOAA
- Weather radio with extra batteries or hand-crank radio
- Car charger for mobile phone
- Battery operated digital TV with car charger adapter
- Grill with extra propane, charcoal, or sterno (Outdoor Use Only)
- Matches in waterproof container or butane starter for grill
- Paper plates/bowls/cups, plastic eating utensils, napkins, paper towels, moist towelettes
- Manual can opener and bottle opener
- Cleaning supplies
- Non-scented liquid household chlorine bleach or water purification tablets
- Work gloves
- Duct tape
- Heavy-duty outdoor extension cords
- Waterproof tarps
- Plastic sheeting
- Rope
- Basic tool kit
- Corded phone

- Smoke detectors
- Carbon-monoxide detectors
- Two-way radio if power, terrestrial telephone and cell towers fail
- Fire extinguisher
- Waterproof container or resealable plastic bag to store important papers like insurance, medical, bank, or Social Security documents/numbers
- Cash (without power, credit cards are unusable)
- First Aid Kit
- Two weeks supply of prescription drugs
- Two weeks supply of vitamins
- Over the counter pain reliever
- Antibacterial hand soap
- Toilet paper
- Plastic garbage bags
- Mosquito repellent
- Sunscreen
- Toiletries/Hygiene items

Health Essentials

- Documentation, license
- Non-perishable food
- Medications
- Water



Your First Aid Kit

A first aid kit should be kept in the home and each automobile and should include:

- Sterile adhesive bandages
- Sterile gauze pads
- Hypoallergenic adhesive tape
- Triangular bandages (3)
- Sterile roller bandages, antibiotic ointment, scissors, tweezers, needle, moistened towelettes, antiseptic, thermometer, tongue blades (2)
- Tube of petroleum jelly or other lubricant
- Assorted sizes of safety pins
- Cleansing agent/soap
- Latex gloves (2 pairs)
- Sunscreen
- Bug repellent
- Aspirin or non-aspirin pain reliever, anti-diarrhea medication, antacid
- Bottled water and other fluids



 **HURRICANE PREPAREDNESS PLAN**

Hurricane Family Preparedness

- Hold a family meeting
- Discuss the hazards of hurricanes. Encourage children to talk about their fears and explain some of the things you'll be doing to keep everyone safe. Start a written list of things you'll need to take care of and encourage everyone in the family to contribute their ideas.
- Discuss whether you'll need to evacuate
- Determine whether you live in an evacuation zone and, if so, where you will go if an evacuation order is given. Going to a family or friend's house or hotel outside the evacuation area is your best choice. If you choose to go out of town, do so well in advance of the storm. Since shelters provide for only basic needs, this should be your choice of last resort.
- Ensure your assets are protected
- Inventory your home possessions and videotape or photograph items of value. Review your insurance policies to ensure you have adequate coverage.
- Assess your home for vulnerable areas
- Do a walk-through of your home and property to evaluate your roof, windows, garage door, landscaping, etc. and determine what actions you will take.
- Make a plan to protect your vehicles
- Decide where you will store or park your vehicle, boat or RV. Check your vehicle insurance policy and keep it in the same safe place as your homeowner's policy.
- Secure your home
- Decide what actions you will need to take to protect your home and your property (shutters, generator, trim trees), and to keep as comfortable as possible during recovery.
- Discuss whether anyone in your home is elderly or has special needs and, if so, make arrangements in advance to accommodate those needs.

 HURRICANE PREPAREDNESS PLAN

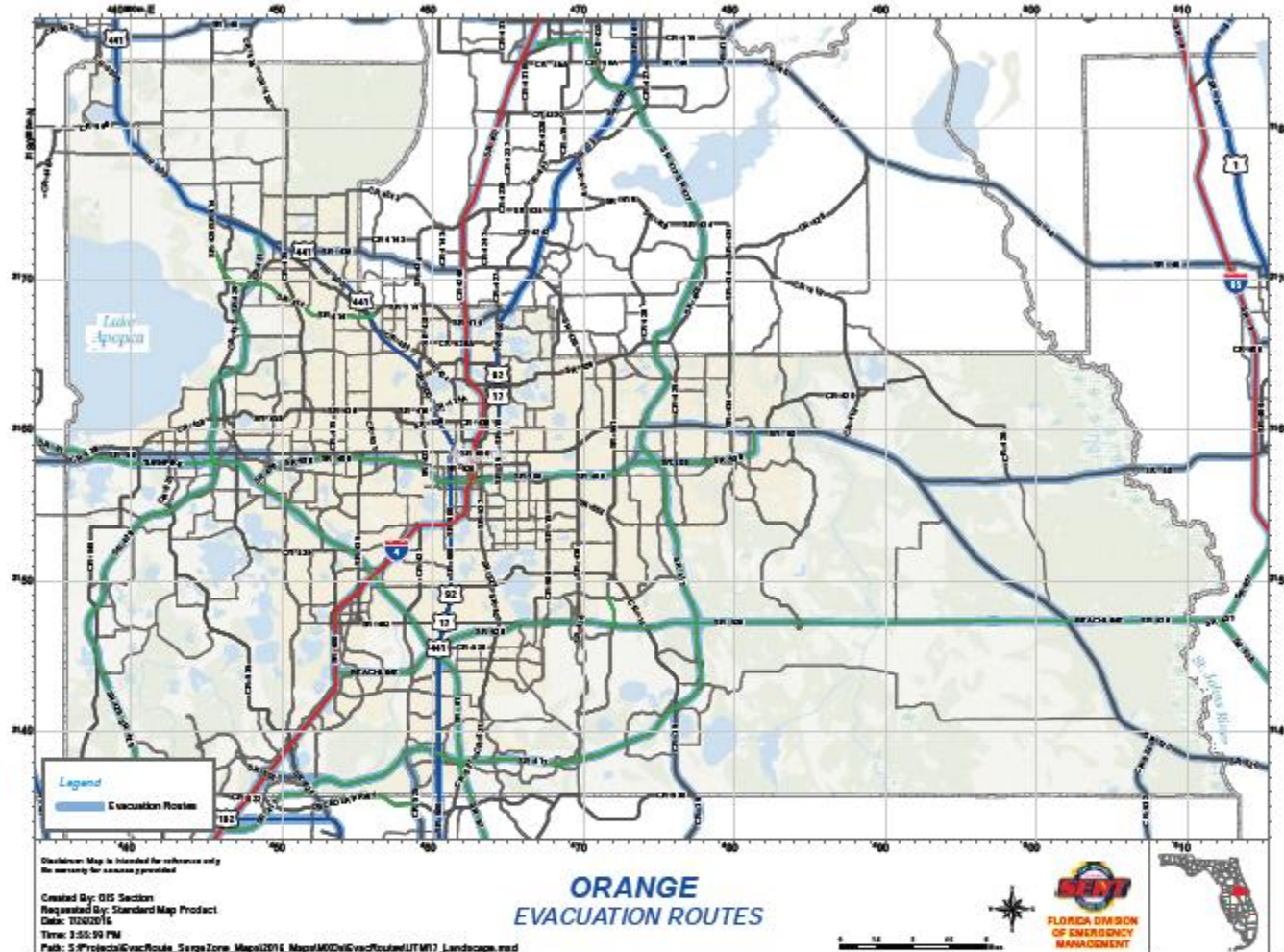
Hurricane Family Preparedness

- Determine how you will address your pet's needs and make a plan for your pet in case you have to evacuate. If appropriate, plan for large animals such as horses
- Gather your supplies
- Determine your family's food, water and medical needs and assemble your hurricane kit according to those needs (see sidebar for essential items to include)
- Notify others of your plan
- Let family or friends know what your hurricane plan is so they can check on you in the aftermath of the storm. Establish an out-of-town contact
- Plan ahead for the possibility of becoming separated from your family and friends, whether it is a personal emergency or a larger-scale disaster
- Start by designating a single, out-of-town contact that your family or household members can call, e-mail or text message should a disaster occur. If local phone service is overwhelmed, it may be easier to call outside the area. Your contact should be aware that they are your family's designated contact
- All of your loved ones should agree to call the out-of-town contact to report their whereabouts and welfare
- Regular contact with your designated person will help to keep everyone informed. After initial contact and depending on the circumstances, you might set a specific check-in time
- When telephone lines are busy, e-mails or text messages may go through when calls cannot
- Create an emergency contact list; include phone numbers and e-mail addresses for your designated out-of-town contact, loved ones, neighbors and other emergency numbers such as police, fire and your physician
- Make copies of the list for every family member and print a copy to keep by the phone and with your emergency supplies
- Make sure to secure outside structures and get all outside items and bring everything inside including patio chairs, grills potted plants and balcony items

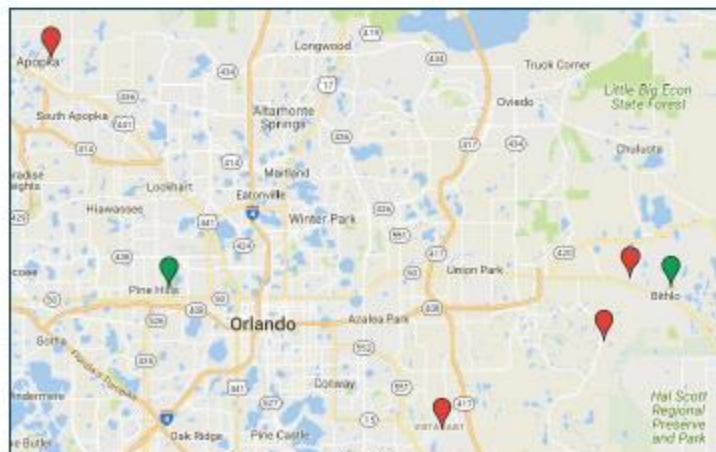
HURRICANE PREPAREDNESS PLAN



Orange County Evacuation Zones



Emergency Shelter Locations



SYMPTOMS OF CORONAVIRUS DISEASE 2019

Patients with COVID-19 have experienced mild to severe respiratory illness.

Symptoms* can include

FEVER



COUGH



*Symptoms may appear 2-14 days after exposure.

SHORTNESS OF BREATH



Seek medical advice if you develop symptoms, and have been in close contact with a person known to have COVID-19 or if you live in or have recently been in an area with ongoing spread of COVID-19.



CS 311521-A March 20, 2020, 12:55PM

cdc.gov/COVID19-symptoms

October and November 2022

Sunday	Monday	Tuesday	Wednesday	Thursday	Friday	Saturday
<i>October</i>						1 Monthly Assessment Due
2	3	4	5	6	7	8
9	10 US Indigenous People Day Colombus Day Grace Period Ends for Monthly Assessment	11	12	13	14	15
16	17	18	19	20	21	22
23	24	25	26	27	28	29
30	31 					
Sunday	Monday	Tuesday	Wednesday	Thursday	Friday	Saturday
<i>November</i>		1 Monthly Assessment Due	2	3	4	5
6	7	8	9	10 Grace Period Ends for Monthly Assessment Budget Meeting 7:00 PM	11	12
13	14	15	16	17	18	19
20	21	22	23	24 DWD Offices Closed 	25 DWD Offices Closed	26
27	28	29	30			